



Coordinated Entry 2019 Draft Prioritization Plan

Karen Kowal, Director of Continuum of Care Programs, All Chicago

Stephanie Sideman, Senior Program Manager, CSH

Agenda

1. Welcome & Introductions
2. Review of Current Prioritization
3. CE Housing Outcomes 2018
4. System Level Overview
5. New Prioritization
6. Priority Populations under New Prioritization
7. Timeline
8. Discussion



Background Information

Prior to the availability of the Dashboard To End Homelessness, the Coordinated Access Steering Committee (CASC) prioritized the community goals of ending chronic youth homelessness.

A Prioritization Think Tank, a work group of the CE Leadership Team, did a national scan of CE prioritization plans and local data including from the Chicago's Dashboard to End Homelessness to create a draft 2019 prioritization plan that aims to create an equitable path to housing for all sub-populations.



Background Information



This presentation of the draft 2019 Prioritization Plan will be offered to the following groups for feedback:

- Coordinated Entry Family Workgroup
- Coordinated Entry Rapid Rehousing Workgroup
- Coordinated Entry Permanent Supportive Housing Workgroup
- Crisis Response Outreach Workgroup
- Youth Leadership Team
- Youth Transitional Housing System Integration Team

The next step will be to bring your feedback to the Coordinated Entry Leadership Team for final approval of the next iteration of the CE Prioritization Plan

Current Prioritization



Priority Population

Chronic Youth

Chronic Families

Chronic Individuals

Non-Chronic

Tie Breakers

Veterans

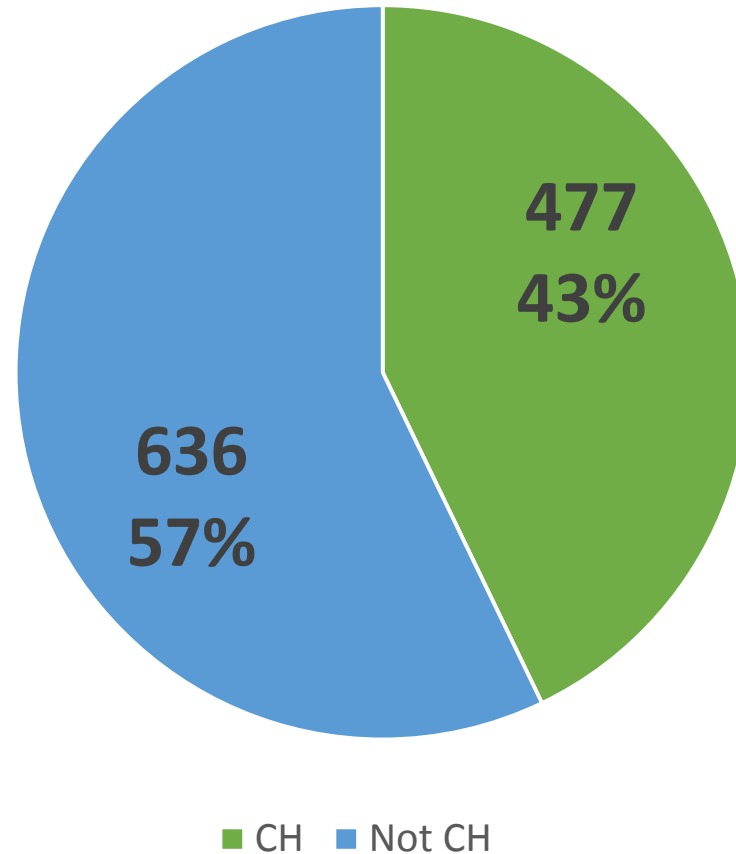
Vulnerability Index

Length of Homelessness

Date of Assessment

Housing Outcomes 2018: Number Housed

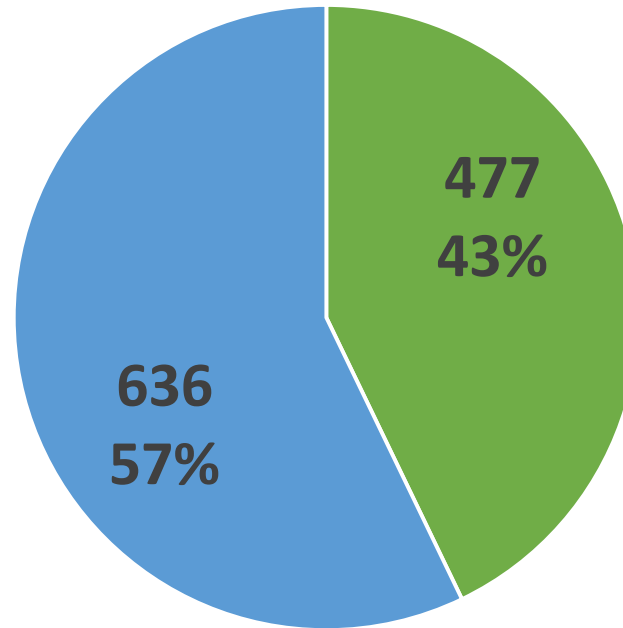
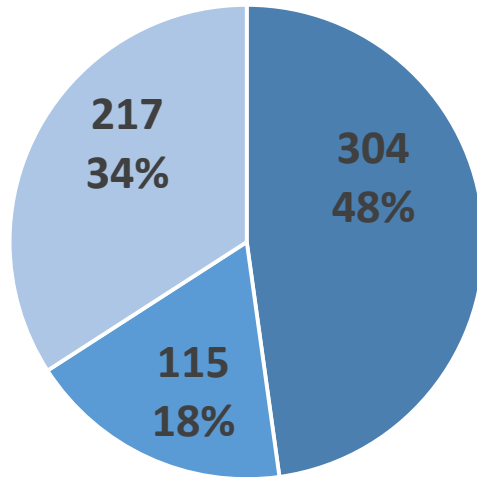
Experiencing Chronic Homelessness



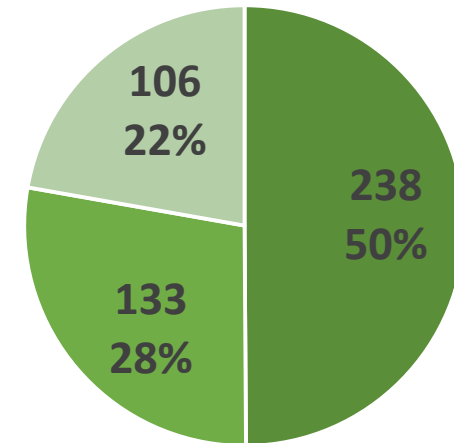
Housing Outcomes 2018: Number Housed

Experiencing Homelessness

Non-Chronic



Chronic



■ Single Adults ■ Youth ■ Families

■ CH ■ Not CH

■ Single Adults ■ Youth ■ Families

*Most non-chronic youth were housed by Youth Transitional Housing providers and most non-chronic single adults were Veterans housed by Supportive Services for Veteran Family providers

System Overview



System Overview



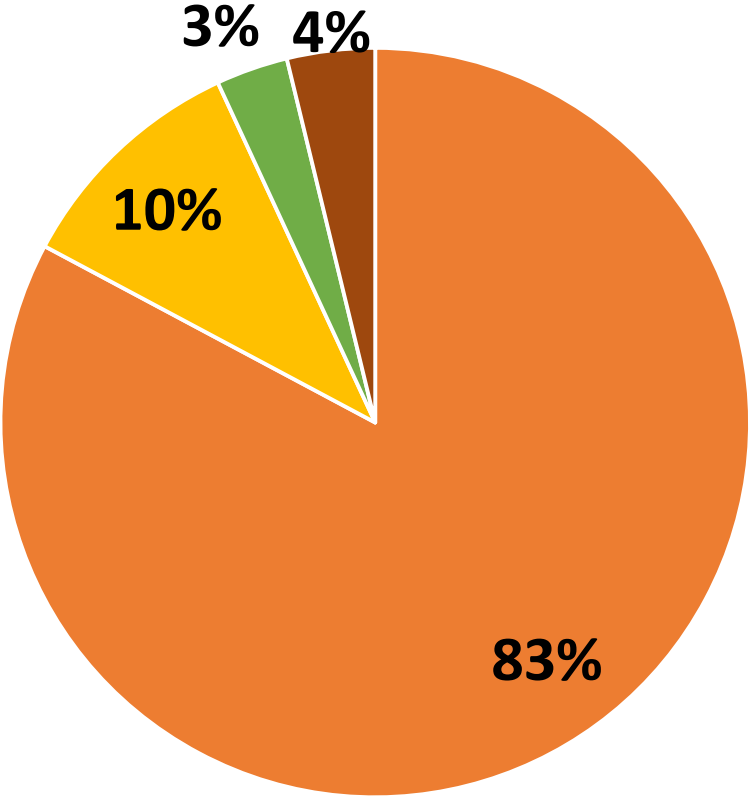
Housing Inventory

Current Population on the One List

Length of Homelessness

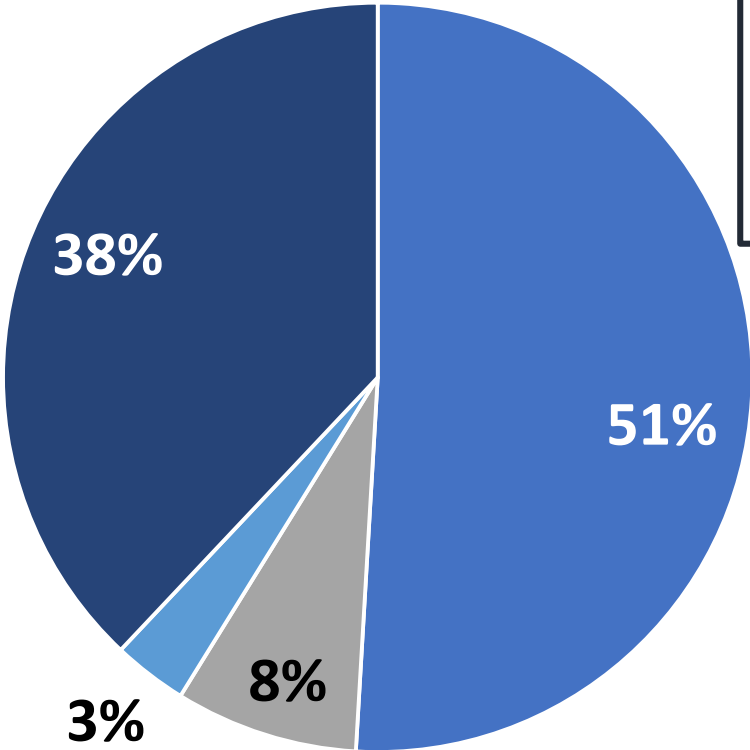
Housing Inventory

Units by Model Type



PSH RRH Youth-TH Other

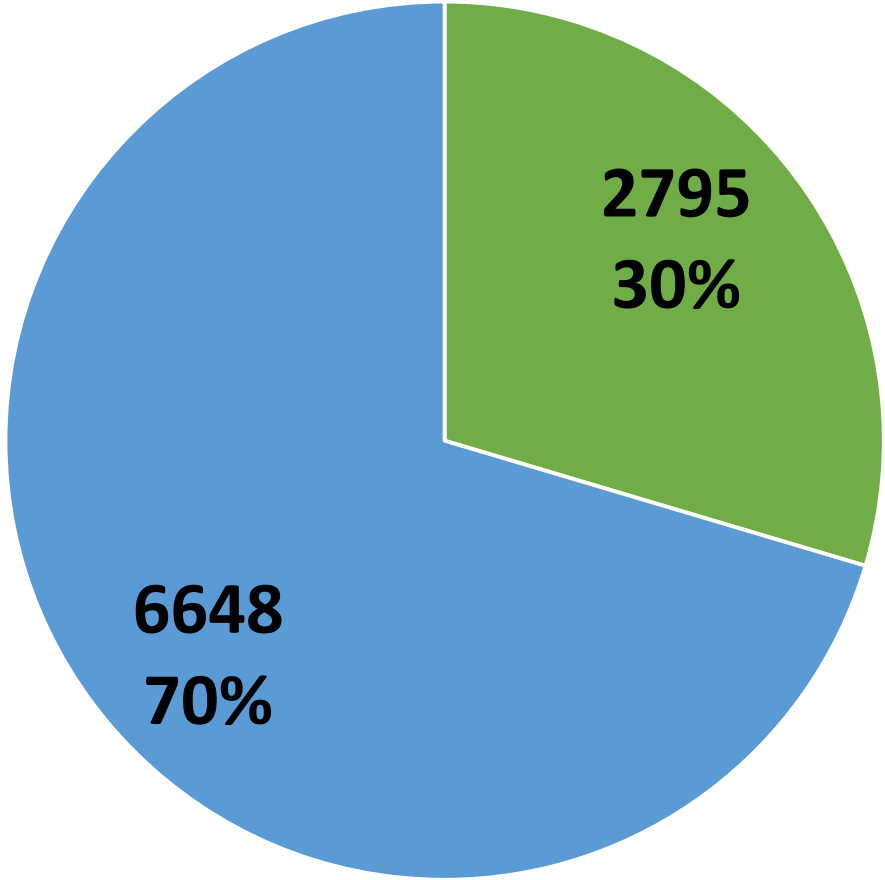
Units by Population



Individuals Families Youth Individ. & Families

1938 Units are **Veteran** Dedicated
 2693 Units are **Chronic** Dedicated

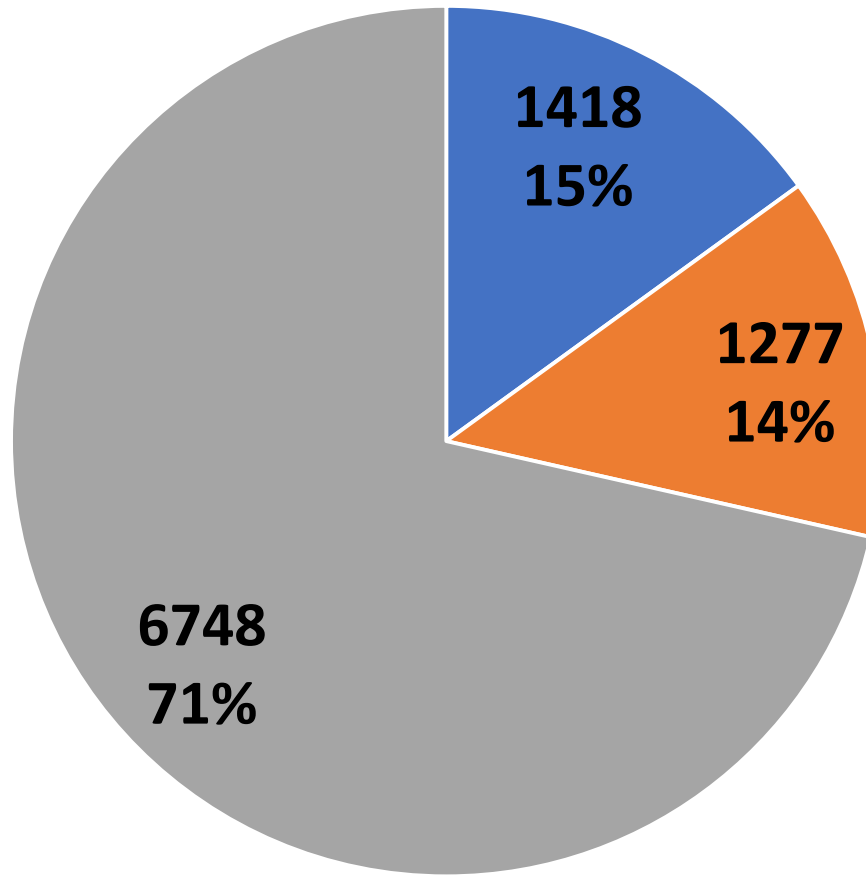
Current Population on One List



■ Chronic ■ Non-Chronic

Source: *Chicago's Dashboard to End Homelessness 2019.01.09*

Current Population on One List



Veterans = **715**
Veterans Individuals = **669**

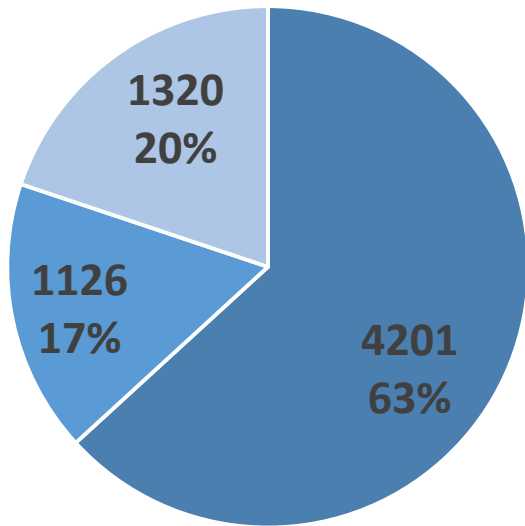


■ Youth ■ Families ■ Individuals

Current Population on One List

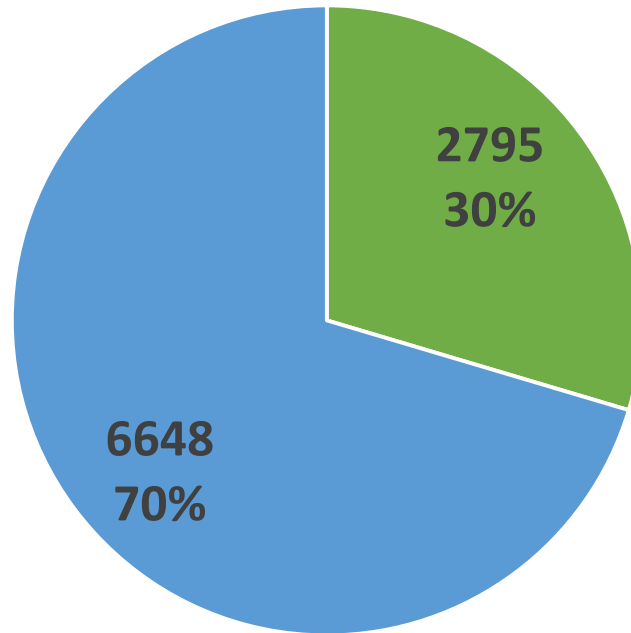
Experiencing Homelessness

Non-Chronic



■ Single Adults ■ Youth ■ Families

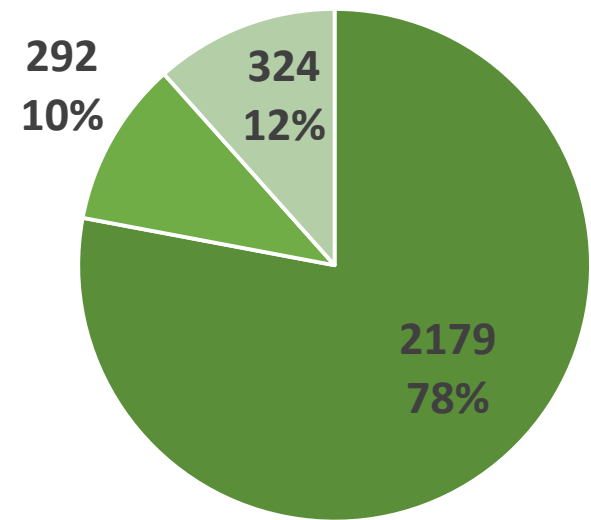
Veterans = **555**
 Veterans Individuals = **521**



■ CH ■ Not CH

Veterans = **715**
 Veterans Individuals = **669**

Chronic



■ Single Adults ■ Youth ■ Families

Veterans = **160**
 Veterans Individuals = **148**

System Performance Indicator – Length of Time Homeless



- Length of time homeless is a HUD System Performance Measure
- HUD reviews our progress to reduce the Length of Time Homeless in our system
- The Chicago CoC is scored by HUD on our ability to reduce the number of days from year to year.

Length of Homelessness



Chronic Homeless with Longest Length of Time Homeless

Years of Homelessness	Chronic Youth	Chronic Adults	Chronic Families 25+ w/ Children	Total
Over 20 Years	0	53	1	54
Over 15 Years	0	40	1	41
Over 10 Years	1	106	3	110
Over 5 Years	15	302	23	340
Over 3 Years	42	472	43	557
Over 2 Years	50	395	41	486
Over 1 Year	83	629	72	784
Under 1 Year	22	203	9	234
Total	213	2200	193	2606

Length of Homelessness



Chronic Homeless by Experience of Homelessness Greater than 2 years

Years of Homelessness	Chronic Youth	Chronic Adults	Chronic Families 25+ w/ Children	Total
Over 2 Years	108	1368	112	1588
Percentage of Chronic Population by Cohort	38%	66%	34%	

- 38% of chronic youth have experienced more than three years of homelessness
- 66% of chronic adults have experienced more than three years of homelessness
- 34% of chronic families have experienced more than three years of homelessness

Self-Report vs. Date of Identification

Diff b/w Date of Length to Time Homeless and Date of Identification	Count	% of One List
< 0	1595	17%
0	2327	25%
1 - 100	1539	16%
100 - 200	508	5%
200 - 300	385	4%
300+	3089	33%

58%
 of Households
 are NOT
 overreporting

New Draft Prioritization

Creating An Equitable Path to Housing for All Sub-populations



New Draft Prioritization



Priority Population

Length of Homelessness

Tie Breakers

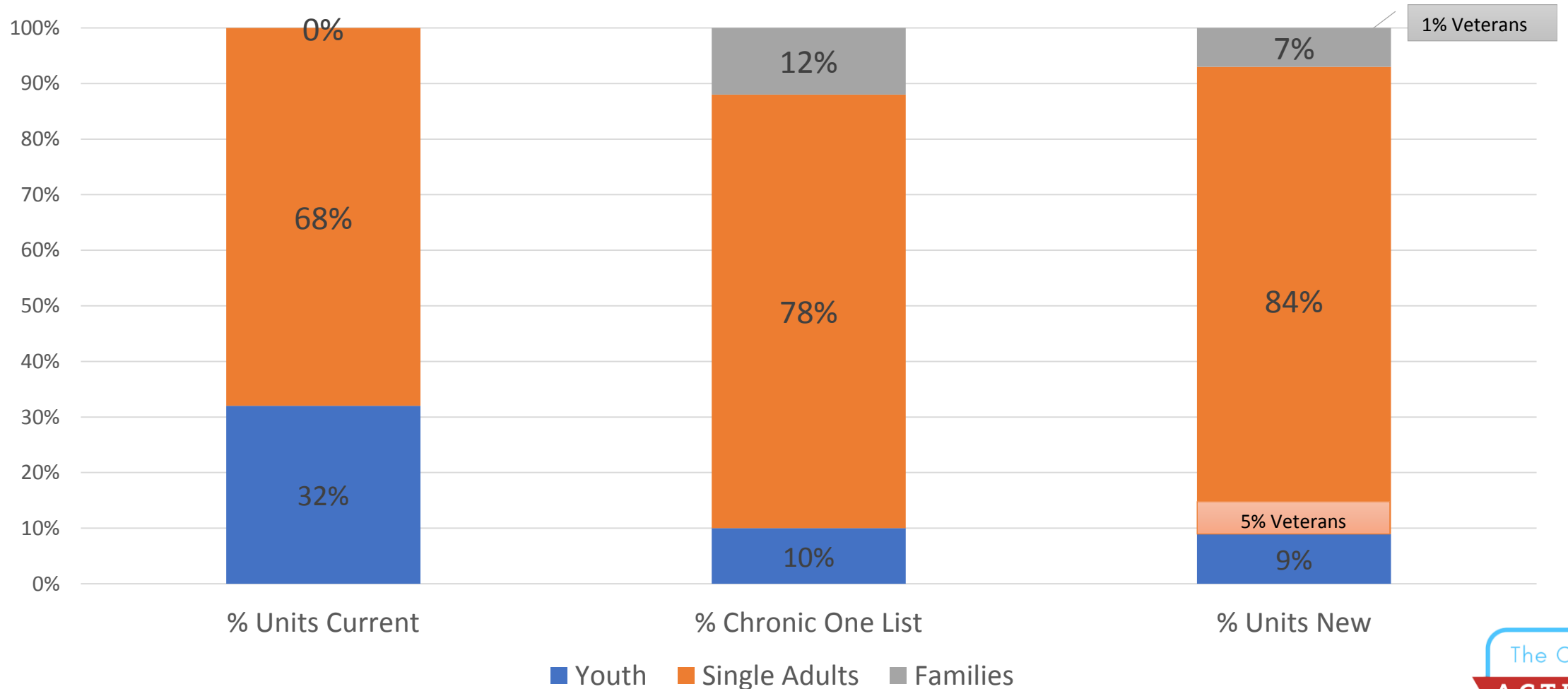
- Unsheltered
- Veterans
- Vulnerability Index
- Domestic Violence

New Prioritization – Length of Homelessness

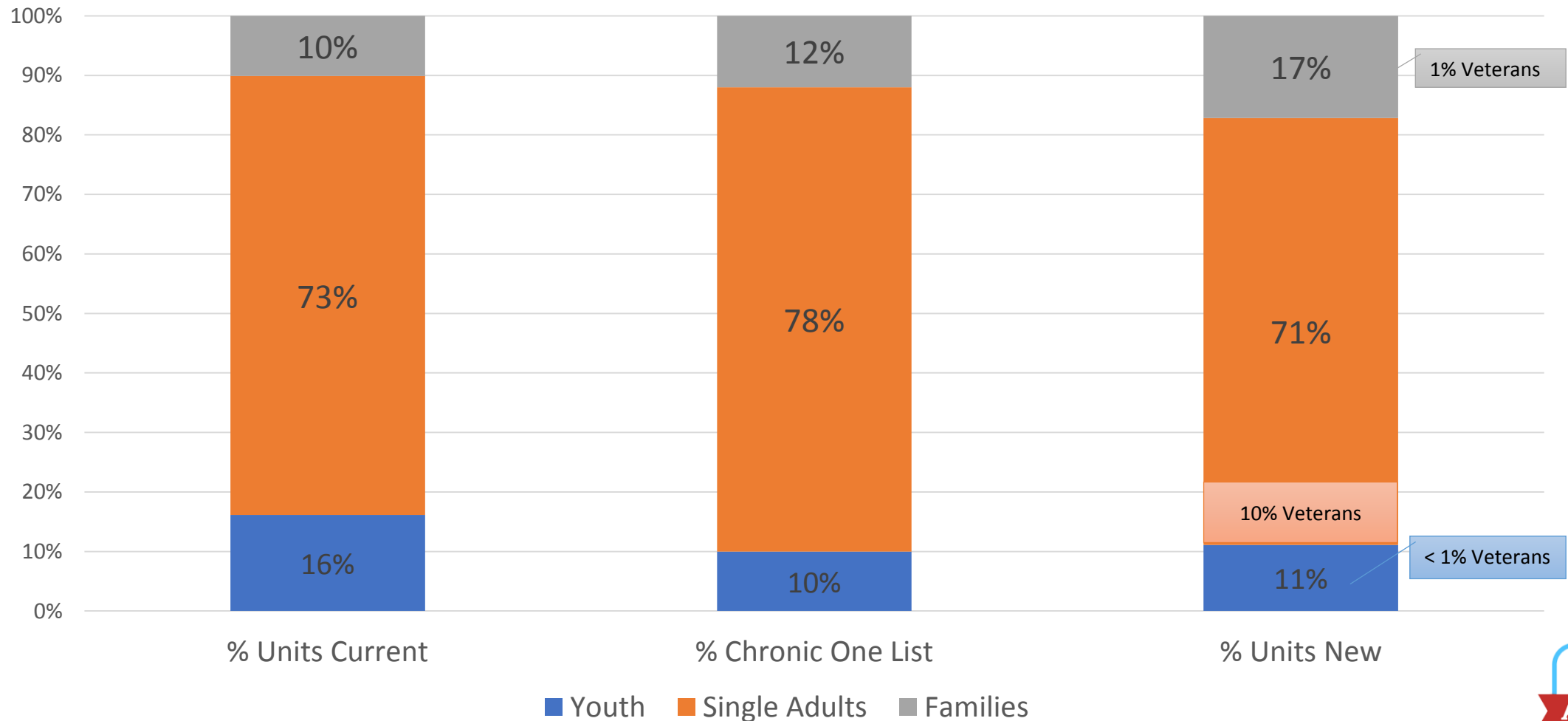
Housing Type	Prioritization
Permanent Supportive Housing (requires a disability)	Chronic Households Length of Homelessness (highest to lowest)
Rapid Rehousing	Chronic Households Length of Time Homeless (2 years or less)
Transitional Housing (Youth)	Non-chronic Households Length of Time Homeless
Safe Havens (Stays as is)	Observational assessment by VI score
Permanent Housing w/ Short Term Supports (Stays as is)	Non-chronic families and individuals by VI score

10% of PSH and RRH will be set-aside for chronic youth

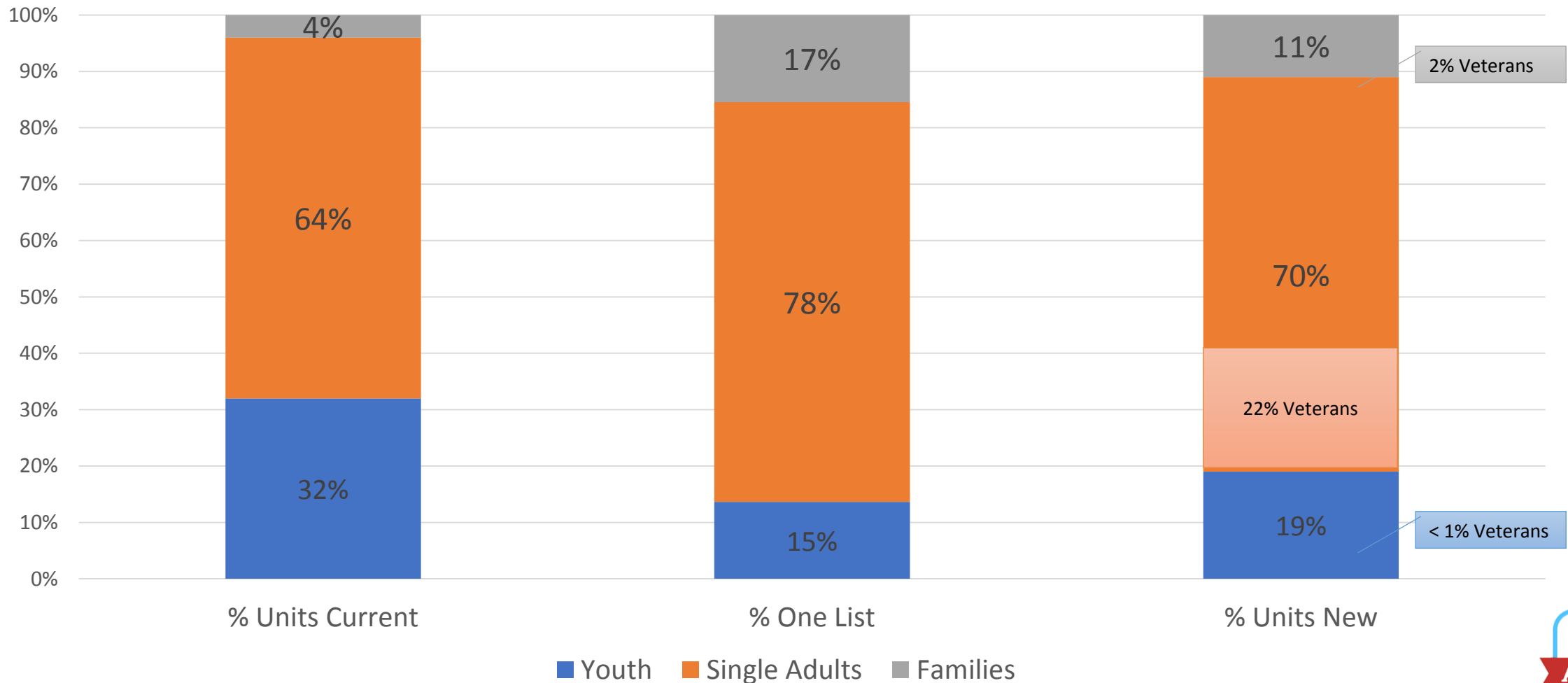
Current and New Prioritization Impacts: PSH



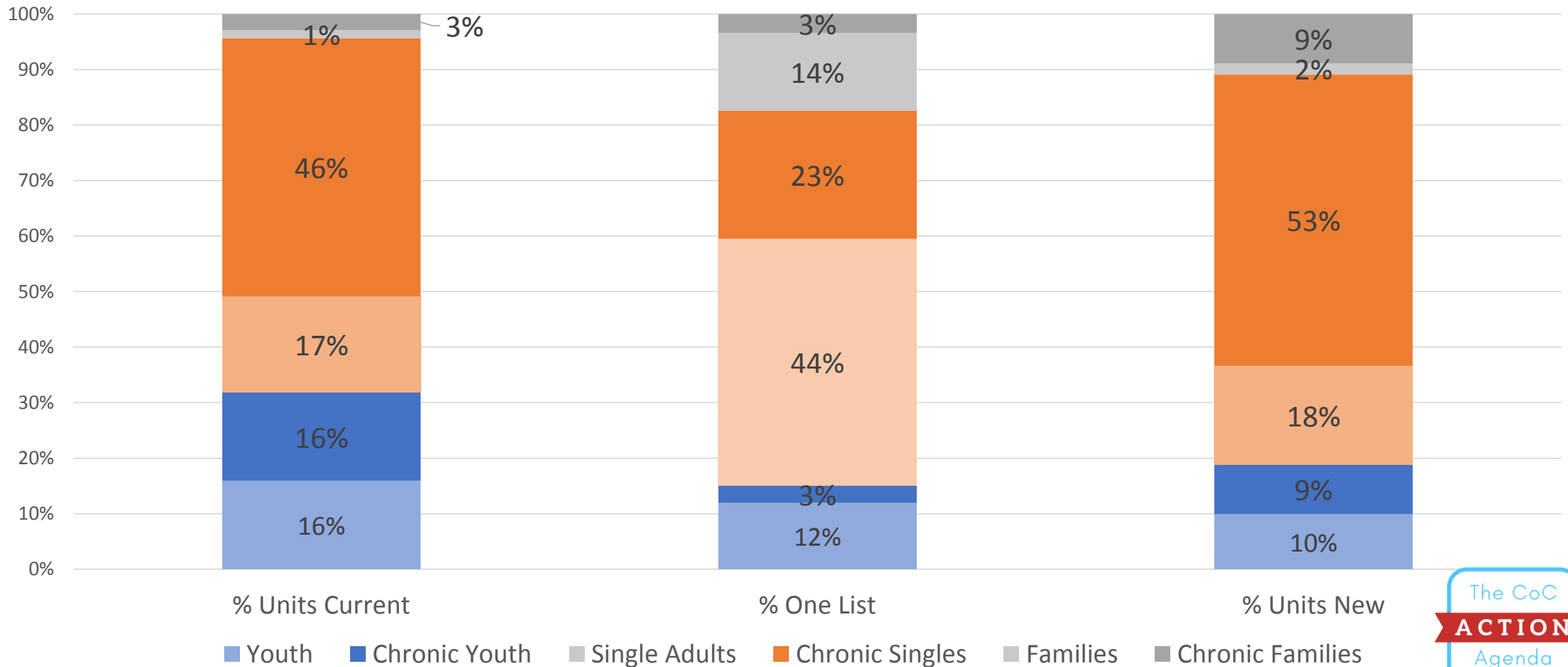
Current and New Prioritization Impacts: RRH



Current and New Prioritization Impacts: All Interventions



Current and New Prioritization Impacts: All Interventions



New Draft Prioritization: Tie Breakers

Tie Breakers	% of One List
Unsheltered	16%
Veterans	8%
Vulnerability Index	Varied
Domestic Violence	13%

Vulnerability Index (VI)

VI High/Low	CH Status	Population	Total for Population	Total for CH status	Total for VI High/Low
High VI	CH	Youth 18-24	43	308	329
		Single Adults	119		
		Families 25+	146		
	Not CH	Youth 18-24	9	21	
		Single Adults	8		
		Families 25+	4		
Low VI	CH	Youth 18-24	110	952	1456
		Single Adults	824		
		Families 25+	18		
	Not CH	Youth 18-24	174	504	
		Single Adults	305		
		Families 25+	25		

New Draft Prioritization Purpose

- In summary, the new prioritization plan aims to ensure that households with the greatest length of homelessness are housed, even if they do not have the highest VI score
- Given this shift, a 10% set-aside for youth will be integrated into both Permanent Supportive Housing and Rapid Rehousing
- A new streamlined plan for tie-breakers pulls in the need to account for unsheltered households as well as people impacted by domestic violence

Discussion

1. What are your thoughts and reactions? → Write this on a Post-It Note
2. Does this prioritization seem more equitable?
3. How do you feel about deemphasizing the Vulnerability Index (VI) in prioritization?
4. How should length of homelessness be determined or standardized?